














**EB2**
**ILLUMINATED ACTUATORS WITH LED**

Type	Description	Cat. No.	Colour (6 <sup>th</sup> Digit)	Voltage (7 <sup>th</sup> & 8 <sup>th</sup> Digit)	M.R.P. (Rs.) Per Unit
	Flush Head	HD19C□□□	1 2 4 7	T1 - 12 VAC / DC U1 - 24 VAC / DC V1 - 48 VAC / DC W1 - 110 VAC X1 - 240 VAC	
			6		
	Projecting Head (Push Function)	HD49C□□□	1 2 4 7	T1 - 12 VAC / DC U1 - 24 VAC / DC V1 - 48 VAC / DC W1 - 110 VAC X1 - 240 VAC	
			6		
	Projecting Head (Push - Push Function)	HF49C□□□	1 2 4 7	T1 - 12 VAC / DC U1 - 24 VAC / DC V1 - 48 VAC / DC W1 - 110 VAC X1 - 240 VAC	
			6		
	Twin Touch	HD19G□□□	4 7	T1 - 12 VAC / DC U1 - 24 VAC / DC V1 - 48 VAC / DC W1 - 110 VAC X1 - 240 VAC	

**EB3**
**SELECTOR ACTUATOR WITH LED**

	Voltage (7 <sup>th</sup> & 8 <sup>th</sup> Digit) T1, U1, V1, W1, X1			Colour (6 <sup>th</sup> Digit) 1 2		
	2 POSITION			3 POSITION		
	Non Spring Return	Spring Return	Non Spring Return	Spring Return	Spring Return From L. H.	Spring Return from R. H.
						
HK69C□□□	HI69C□□□	HL69C□□□	HJ69C□□□	HM69C□□□	HN69C□□□	
<b>M.R.P. (Rs.) Per Unit</b>						

Note \* - In 2 position selector actuator, for operating style  replace 2nd digit from K to R  
and for operating style  replace 2nd digit from K to T