
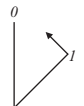
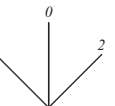
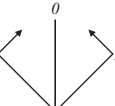
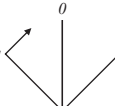
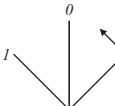
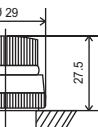
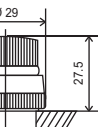
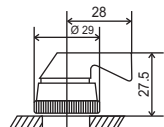
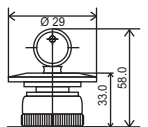

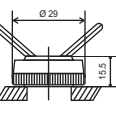

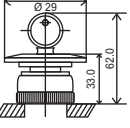




POSITION	2 POSITION		3 POSITION			
	Non Spring Return	Spring Return	Non Spring Return	Spring Return	Spring Return From L. H.	Spring Return from R. H.
<b>Type of Selector Actuator</b>						
<b>Symmetric Head (Non Illuminated)</b>						
	HK65C□	HI65C□	HL65C□	HJ65C□	HM65C□	HN65C□
	<b>Colours Available (6<sup>th</sup> Digit in Cat. No.)</b> <span style="color:red">1</span> <span style="color:green">2</span> <span style="background-color:black">3</span> <span style="border:1px solid black; border-radius:50%; padding:2px;">5</span>					
<b>M.R.P. (Rs.) Per Unit</b>						
<b>Symmetric Head (Illuminated)</b>						
	HK66C□	HI66C□	HL66C□	HJ66C□	HM66C□	HN66C□
	<b>Colours Available (6<sup>th</sup> Digit in Cat. No.)</b> <span style="color:red">1</span> <span style="color:green">2</span> <span style="border:1px solid black; border-radius:50%; padding:2px;">5</span> <span style="background-color:gray">8</span>					
<b>M.R.P. (Rs.) Per Unit</b>						
<b>Lever Head (Non Illuminated)</b>						
	HK75C□	HI75C□	HL75C□	HJ75C□	HM75C□	HN75C□
	<b>Colours Available (6<sup>th</sup> Digit in Cat. No.)</b> <span style="color:red">1</span> <span style="background-color:black">3</span> <span style="border:1px solid black; border-radius:50%; padding:2px;">5</span>					
<b>M.R.P. (Rs.) Per Unit</b>						
<b>Lock &amp; Key Rotary Type (Non Illuminated)</b>						
	HK85C3	HI85C3	HL85C3	HJ85C3	HM85C3	HN85C3
	<b>Colour Available</b> <span style="border:1px solid black; border-radius:50%; padding:2px;">3</span>					
<b>M.R.P. (Rs.) Per Unit</b>						
<b>Tip Head (Non Illuminated)</b>			Tip Head (Non Illuminated)	HP95C□		
			<b>M.R.P. (Rs.)</b>		<b>Lock &amp; Key (Push Turn)</b>	HH85C3
					<b>M.R.P. (Rs.)</b>	
<b>Colours Available (6<sup>th</sup> Digit in Cat. No.)</b> <span style="color:red">1</span> <span style="color:green">2</span> <span style="background-color:black">3</span> <span style="border:1px solid black; border-radius:50%; padding:2px;">5</span>				<b>Colour Available</b> <span style="border:1px solid black; border-radius:50%; padding:2px;">3</span>		

**INFORMATION FOR ORDERING SELECTOR ACTUATORS**
**Table 2**

Position of Selector Actuator	Second Digit of Cat. No.	Position of Selector Actuator	Second Digit of Cat. No.
2 Position Spring Return	I	3 Position Non Spring Return	L
3 Position Spring Return	J	3 Position Spring Return from L.H. Side	M
2 Position Non Spring Return	K	3 Position Spring Return from R.H. Side	N

**Note \*** - In 2 position selector actuator, for operating style  replace 2nd digit from K to R and for operating style  replace 2nd digit from K to T

- For Symmetric Head (Non-Illuminated) Last Digit only four Colours available : Red(1), Black(3), White(5) & Green(2)
- For Symmetric Head (Illuminated) Last Digit only four Colours available : Red(1), Green(2), White(5) & Colourless(8)
- For lever Head (Non-Illuminated) Last Digit only three Colours available : Black(3), White(5) & Red(1)